

Enclosures for Packet #1









indicates that this document should be photocopied by the Site Leader and distributed to all participants. This icon will also appear in the upper right hand corner of all pages that should be copied.

Site Leader Materials






Site Leader “To Do” List	p. 1-3
Site Registration Form*	p. 1-7
Site Leader Registration Form*	p. 1-8
Licensing and Duplication Information	p. 1-9

Participant Materials

Administrative Materials

 List of Enclosures	p. 1-17
 Participant Registration Form*	p. 1-18
 How to Participate During Live Workshops	p. 1-19
 Participating in the Workshops On-line	p. 1-20
 Contact Information	p. 1-23
 Graduate Course Credit Information	p. 1-24

Workshop Content

 Workshop Synopses	p. 1-27
 About the Content Guides	p. 1-29
 Workshop Components	p. 1-30
 Journal	p. 1-31
 Pre-Workshop Assignment for Workshop #1	p. 1-32

* Please complete and return these forms in the enclosed self-addressed envelope as soon as possible.

Site Leader Materials

Assessment in Math and Science: What's the Point?

Site Leader "TO DO" List



When You Receive These Materials

Check Your Materials

We have provided you with a list of enclosures for Packet #1. Please read through the materials to familiarize yourself with them. If you are missing any materials, please contact Nicole Stark, Outreach Coordinator (see p. 1- 23).

Reserve Your Site

Find a meeting room in a location that receives the Channel satellite signal. The room should have a least one television monitor and a telephone (preferably cordless). You might also want to have a computer and/or a fax machine so you can send email and fax messages during the broadcasts as well as speak live on the telephone. Reserve the room for the eight workshop dates.

Sign Up Participants

Promote the workshop series to your colleagues in your school and/or district. Make copies of the enclosed *Participant Registration Form* and have committed participants fill out the form. Collect the completed forms (*Participant Registration Form*).

Register Your Site and Yourself

Fill out the enclosed *Site Registration Form* and the *Site Leader Registration Form*.

Mail or Fax Registration Forms


When you have collected all the registration forms (*Participant Registration Forms*, *Site Registration Form* and the *Site Leader Registration Form*), please return them to us as soon as possible in the enclosed self-addressed envelope.

It is important that we receive these forms as soon as possible so that we can add you and your colleagues to *Channel-Talk*, the workshop email discussion list. (See p. 1-20).



Two Weeks Before the Workshop

Photocopy and Distribute Materials

Please photocopy the print materials marked with  in the upper right hand corner, and distribute them to all registered participants. Explain that this is the first of three packets of materials and that the materials for Workshops #1 to #8 will follow in the coming weeks.

Check the Satellite Signal

Find out who is responsible for technical matters at your site, and have that person check the satellite signal ahead of time to make sure that you will be able to find it easily on the days of the workshops.

Satellite Signal and Coordinates

Galaxy 4 , 99 degrees WL
Transponder 12
Horizontal Polarity
Ku band 1189.375 MHz
Channel 901

Satellite Receiver Requirements

General Instruments Digicypher II
Model 4200 V (SCPC Format)

Distribute the Directions

If the viewing site is not in the participants' own school, you may need to distribute instructions on how to get there, where to park, and where to go after arriving. It may be helpful to include a phone number in case people get lost.



The Day Before the Workshop

Check the Satellite Signal

It is important for the “technical person” to check the satellite coordinates one last time to make sure you are able to receive the Channel. If you are in snow country, please make sure the dish does not have any snow on it because this will affect reception of the signal.

Confirm Your Meeting Room

Check to make sure that the room you have reserved will be available on the date and time of the workshop. Be sure that there will be adequate seating for your participants.

Confirm with Participants

You might want to call or email registered participants to remind them of the workshop time and place. Also remind them to bring their print materials, their homework assignment (see p. 1-35 for the pre-workshop assignment for Workshop #1), and some paper and a pen or pencil.



The Day of Each Workshop

Bring Extra Materials

We recommend that you bring a few extra copies of the print materials for those who may need them. You should also bring some extra paper and pens or pencils.

Set the VCR

If you are taping the workshops, please set the timer of the VCR to allow for a few extra minutes at the beginning and end of the workshop. Remember that the workshops will be broadcast live twice — once from 3:15 pm to 5:15 pm EST, and again live from 6:15 pm to 8:15 pm EST. Also, please review the licensing information and procedures for taping the workshops (p. 1-9).

Take Attendance

Please have participants sign an attendance roster before each workshop. For those who are seeking graduate credit for their participation, you will be asked by the institution to verify attendance. Also, we will need to know how many workshops each participant attended so that we can send accurate certificates of participation to those who request them.

Call the Audiobridge

The audiobridge is a two-way telephone system that allows you to speak live with the people in the studio, and them to speak with you. To participate on the audiobridge, please call the audiobridge operator (**800-222-0055**) as early as possible (up to thirty minutes prior to the workshop) to let us know that your site will be joining us live. It is likely that your site has only one available phone, so you should spend some time thinking about how comments from various participants will be communicated once your call is taken on the air. Options include using a portable phone or passing notes to one person who speaks for the site.

Site Registration Form

About Your Site

1. Site Leader Name _____

2. Building or School Name _____

3. Street Address _____

City _____ State _____ Zip Code _____

About Your Participation

4. How will your site be viewing the Workshops? (please check one)

Live 3:15 - 5:15 pm EST Live 6:15 - 8:15 pm EST Taped _____
(when?)

5. How many participants will be at your site? _____

6. If you are participating live, to which of the following equipment will you have immediate access for interaction during each workshop? (check all that apply)

Telephone Fax machine Email

VCR Internet

7. Please provide any additional comments you feel may be useful to us in planning our interactivities:

Thank you for taking the time to give us this information.

Site Leader Registration Form

* Please remember to collect all *Participant Registration Forms* and return them, along with this form and the *Site Registration Form*, in the enclosed self-addressed envelope.

Site Leader Information

Name _____

Job Title _____ Grade Level _____ Subject _____

Email Address _____

Sign Me Up for the Workshop email discussion list!

See page 1-20 for additional information

Organization/Institution Information

Institution _____

Street Address _____

City _____ State _____ Zip Code _____

Phone () _____ Fax () _____

Home Address

Street Address _____

City _____ State _____ Zip Code _____

Phone () _____ Fax () _____

Thank you for taking the time to give us this information.



Licensing and Duplication Information

If you plan to record, duplicate or rebroadcast any or all of the Assessment Workshops, please review the following information. There are no fees for these licenses.

You will need to complete the appropriate licenses and create and include any necessary attachments. The following provides a guidelines to help you determine which licenses are appropriate for your particular situation.

Off-Air Recording

For **single copy** recording from the broadcast. Schools, organizations, and home viewers recording and playing the tape should use this license.

Duplication

For **multiple copies** of a program from broadcast. Schools and organizations wishing to create multiple copies of broadcasts should use this license. Include a list of programs duplicated in an attachment (Attachment A).

Rebroadcast

For **rebroadcast** of programs over cable, DBS, ITFS, closed circuit television, or other broadcast media. Organizations and television stations with rebroadcast capabilities should use this license. Include a list of programs rebroadcast in an attachment (Attachment A) and a list of recipients of rebroadcast and general audience description in an attachment (Attachment B).

Please send **two** original, signed copies of each signed license to:

The Annenberg/CPB Math and Science Project
Attn: Channel Licenses
901 E Street , NW
Washington, DC 20004
(800) 556-4376

A counter-signed original will be returned to you for your files.

**Off-Air Recording License for Annenberg/CPB Channel Programs
(please type or print)**

Licensee/Organization _____
Address _____
City _____ State _____ Zip Code _____
Contact Person _____
Title _____ Phone _____
Email _____ Fax _____

Terms and Conditions

1. Licensee shall have the right to record off-air one copy of the program(s) which the licensee agrees to submit, and retain the copy of the program(s) for the life of the tapes for use in North America only at no charge.
2. The recorded programs may be used for non-fee based educational and instructional purposes and may not be sold or used as part of a profit-making activity.
3. Full series from the attached list used as a credit-bearing telecourse require an additional telecourse use license, which is available from the PBS Adult Learning Service.
4. Recorded programs must retain all original logos and credits.
5. Duplication of programs requires a separate duplication license.
6. Rebroadcast of program(s) requires a separate rebroadcast license.
7. The Annenberg/CPB Math and Science Project shall have the right to revoke this license upon written notification.
8. Both parties to this License shall at all times be deemed to be performing as independent parties and not as agents or employees of the other party and the acts and omissions of a party hereto shall be deemed to be those of the party conducting the act or omission. Both parties agree to indemnify, save and hold harmless the indemnifying party and its officers, agents, and employees against any and all claims, losses, expenses, or liability arising from the negligence of the indemnified party.

In agreement to the foregoing, the authorized representatives sign below.

By _____ Date _____
For Licensee

By _____ Date _____
For The Annenberg/CPB Projects

Please return **two** original signed copies of this document along with Attachments A and B to the following address.

Or, fax a signed copy of this document and appropriate attachments to (202) 783-1036. A signed original will be returned for your file.

Duplication License for Annenberg/CPB Channel Programs

(please type or print)

Licensee/Organization _____
Address _____
City _____ State _____ Zip Code _____
Contact Person _____
Title _____ Phone _____
Email _____ Fax _____

Terms and Conditions

1. Licensee shall have the right to duplicate copies of the program(s) indicated in Attachment A, which the licensee agrees to submit, for use in North America only at no charge. (Attach a copy to this license with the specific programs checked.)
2. Licensee may retain the copies of the material for the life of the tape(s).
3. The duplicated programs may be used for non-fee based educational and instructional purposes and may not be sold or used as part of a profit-making activity.
4. Licensee agrees to include as Attachment B a list of all recipients of duplicated copies.
5. This license grants public performance rights.
6. Programs may not be sponsored and may not be interrupted by commercials.
7. Duplicated programs may not be edited and must retain all logos, funding credits, and 800-number tags.
8. For permission to rebroadcast programs directly on cable, DBS, ITFS, or over closed circuit systems, a separate rebroadcast license is required.
9. This license does not grant permission to duplicate from hard copies purchased from the Annenberg/CPB Math and Science Collection.
10. The Annenberg/CPB Math and Science Project shall have the right to revoke this license upon written notification.
11. Both parties to this License shall at all times be deemed to be performing as independent parties and not as agents or employees of the other party and the acts and omissions of a party hereto shall be deemed to be those of the party conducting the act or omission. Both parties agree to indemnify, save

and hold harmless the indemnifying party and its officers, agents, and employees against any and all claims, losses, expenses, or liability arising from the negligence of the indemnified party.

In agreement to the foregoing, the authorized representatives sign below.

By _____ Date _____
For Licensee

By _____ Date _____
For The Annenberg/CPB Projects

Please return **two** original signed copies of this document along with Attachments A and B to the following address.

The Annenberg/CPB Project
Attn: Channel Licenses
901 E Street NW
Washington, DC 20004

Or, fax a signed copy of this document and appropriate attachments to (202) 783-1036. A signed original will be returned for your file.

Rebroadcast License for Annenberg/CPB Channel programs

(please type or print)

Licensee/Organization _____
Address _____
City _____ State _____ Zip Code _____
Contact Person _____
Title _____ Phone _____
Email _____ Fax _____

Terms and Conditions

1. Licensee shall have the non-exclusive right to rebroadcast the programs indicated by Attachment A, which the licensee agrees to submit, for use in North America only on the following systems at no charge (check all that apply):

_____ cable _____ DBS _____ ITFS _____ closed circuit

_____ other (specify)

2. Licensee using cable or broadcast shall provide a channel or cablecast signal information.

Channel number _____ Cable system _____.

3. Program(s) may not be sponsored and may not be interrupted with commercials and may not be broadcast for a fee.
4. Rebroadcast programs may not be edited and must retain all logos, funding credits and 800-number tags.
5. Use of the program(s) shall be non-exclusive to Licensee and Licensee shall not otherwise license, authorize or permit broadcast or rebroadcast of the programs.
6. Cable and DBS licensees agree to include as Attachment B a general description of their audience(s).
7. All other licensees agree to include as Attachment B a list of all recipients of rebroadcast including sites' names and addresses.
8. The Annenberg/CPB Math and Science Project shall have the right to revoke this license upon written notification.
9. Both parties to this License shall at all times be deemed to be performing as independent parties and

not as agents or employees of the other party and the acts and omissions of a party hereto shall be deemed to be those of the party conducting the act or omission. Both parties agree to indemnify, save and hold harmless the indemnifying party and its officers, agents, and employees against any and all claims, losses, expenses, or liability arising from the negligence of the indemnified party.

In agreement to the foregoing, the authorized representatives sign below.

By _____ Date _____
For Licensee

By _____ Date _____
For The Annenberg/CPB Projects

Please return **two** original signed copies of this document along with Attachments A and B to the following address.

The Annenberg/CPB Project
Attn: Channel Licenses
901 E Street NW
Washington, DC 20004

Or, fax a signed copy of this document and appropriate attachments to (202) 783-1036. A signed original will be returned for your file.



Participant Materials

Assessment in Math and Science: *What's the Point?*



List of Enclosures

Participant Materials

Administrative Material

Participant Registration Form*	p. 1-18
How to Participate During Live Workshops	p. 1-19
Participating in the Workshops On-line	p. 1-20
Contact Information	p. 1-23
Graduate Credit Information	p. 1-24

Workshop Content

Workshop Synopses	p. 1-27
About the Content Guides	p. 1-29
Workshop Components	p. 1-30
Journal	p. 1-31
Pre-Workshop Assignment for Workshop #1	p. 1-32

* Please complete and return this form to your Site Leader as soon as possible.



Participant Registration Form

* Please return this form to your Site Leader as soon as possible.

Participant Information

Name _____

Job Title _____ Grade Level _____ Subject _____

Email Address _____

Sign Me Up for the Workshop email discussion list!

See page 1-20 for additional information

Site Information

Site Leader Name _____

School/Site _____

Organization/Institution Information

Institution _____

Street Address _____

City _____ State _____ Zip Code _____

Phone () _____ Fax () _____

Home Address

Street Address _____

City _____ State _____ Zip Code _____

Phone () _____ Fax () _____

Thank you for taking the time to give us this information.



How to Participate During Live Workshops

If you are watching the workshops live, you can communicate with the host, content guide, and guest teachers in the following ways:

Live Audiobridge

The audiobridge is a two-way telephone system that allows you to speak live with the people in the studio, and them to speak with you.

To participate on the audiobridge, please call the audiobridge operator (**800-222-0055**) as early as possible (up to thirty minutes prior to the Workshop) to let us know you'll be joining us live. We encourage you to stay connected throughout the entire program by leaving your phone off the hook. However, it is not necessary to have someone manning the phone at all times. During the Workshop, the audiobridge operator will receive incoming calls and will tell you who will be speaking next. You will be told just before your call is taken on the air.

It is likely that your site has only one available phone. Think about how comments from various participants will be communicated once your call is taken on the air. Options include using a portable phone or passing notes to one person who speaks for the site.

Please keep in mind the following suggestions when participating on the audiobridge:

- When your site wants to ask a question, the person at the site should pick up the phone and say: "Audiobridge Operator, (name of your site) has a question or comment."
- When you are speaking, please keep your phone as far from the television set as possible and the television volume at a moderate level to avoid feedback.
- While waiting to speak on the audiobridge, please continue to follow the Workshop.
- If using a portable phone, please keep it near its base to avoid static.
- Please keep conversation away from the phone unless you are speaking to the on-camera presenter or to the audiobridge operator.

Email

If you have access to a computer, you can send comments via email to: **channel@learner.org**. These comments will be read aloud and incorporated into the discussion. Be sure to include your name and site.

Fax

Similarly, comments can be sent via fax to: **(617) 252-5709**. Be sure to include your name and site.

Technical Difficulties

If you experience technical difficulties during the Workshop, please call:

Satellite Trouble Line: (800) 528-7749



Participating in the Workshops On-line

The Assessment Workshops workshops may be viewed in a variety of ways. Some participants will watch the broadcasts live, others will watch them taped; some will watch alone or in pairs, others will watch with a large group of teachers. But however you plan to use the workshops, we want to provide you with ample opportunity to discuss the issues and questions raised in the workshops with the Content Guides, the Channel staff, and Workshop participants across the country.

Channel-Talk: A Workshop Email Discussion ---

To provide a communication network, we have created Channel-Talk. Channel-Talk is an email-based discussion (a moderated listserv) for the Assessment Workshops. By signing-up for Channel-Talk, you will receive in your email all Workshop-related messages. You can also email your comments to Channel-Talk, and your comments will be sent (upon the approval of the moderator) to all the other participants who have signed up for Channel-Talk.*

Workshop-related announcements, news, reminders, and updates will be posted to this email list, in addition to all comments and discussions. We invite and encourage you to use this discussion forum as a means of continuing the conversations about assessment-related issues beyond the weekly broadcasts. Specific post-workshop discussion topics will be posted by the Content Guides and the Channel staff each week.

You will automatically be added to Channel-Talk upon registration by checking the *Sign Me Up* box on your registration form. If you did not sign up on the form and would like to be added to the email discussion list, please follow the instructions below. Directions for removing your name from the list are also included.

* For those who do not have access to email, the Channel also offers a Web-based discussion on the Channel home page at: www.learner.org/channel

Sending Your Messages

Send your messages to:

Channel-Talk@learner.org

Your message will go to all participants who have signed up for the list, the Content Guides, and Channel staff.



Subscribing to Channel-Talk

To subscribe, send an email message to:

channel-talk-request@learner.org

This message should contain ONLY the following:

subscribe channel-talk <Your Name>

For example:

subscribe channel-talk Amanda Ochoa

Unsubscribing to Channel-Talk

To unsubscribe, send an email to:

channel-talk-request@learner.org.

This message should contain ONLY the following:

unsubscribe channel-talk <Your Name>

For example:

unsubscribe channel-talk Amanda Ochoa

The Channel Web Site ---

Explore the Channel Web site for support and information throughout the Workshops. You'll find the latest about the Workshop and the Channel on:

www.learner.org/channel

Live Chat

During the Workshop series, we will offer an opportunity to interact directly with the Content Guides through a live chat on the Web site. Topics and dates will be announced during the Workshops and on the Web site. Be sure to tune in.



Workshop Information

Up-to-date schedules, announcements, and materials

As new materials are developed or changes are made throughout the series, we will post the information .

Registration Materials and Print Materials

A complete set of registration and print materials are available on-line for printing or downloading.

Homework solutions and graphics presented during the Workshops

The answers to assignments and problems posed during the Workshops are shared on the Web site each week.

Contributions from participants

Throughout the Workshops, we receive comments, solutions, and innovative ideas from teachers. Whenever possible, we try to share these solutions on the Web site.

Web-based discussion

A Web-based forum for discussion is available for those without email access. The discussions on the Web are similar to the ones on *Channel-Talk*.

Other Resources

Video previews from the Annenberg Collection

The Channel Web site also offers streaming video clips from the Math and Science Collections. Find out what else is broadcast on the Channel.

SAMI

Science and Math Initiative - an extensive collection of Internet resources for educators, parents, and life-long learners.

Guide to Math and Science Reform

A comprehensive on-line, searchable database of information on reform initiatives, resources, and organizations relating to math and science reform.



Contact Information

Comments & Questions

Nicole Stark
Outreach
Coordinator

(800) 556-4376 ext. 753

Postal Mail

The Annenberg/CPB Channel
Interactive Workshops
c/o MCET
One Kendall Square, Bldg. 1500
Cambridge, MA 02139-1562

Voice Mail (617) 496-7676

Email channel@learner.org

Fax (617) 252-5709

The Channel Web Site

<http://www.learner.org/channel>

The Channel maintains an Interactive Workshops section on the Channel Web site specifically for *Assessment in Math and Science: What's the Point?* Check there for updates, solutions for homework, and announcements. All print materials are available on the Web site.

The Web site also maintains a Web-based discussion for participants and Content Guides to discuss the Workshops.

Email Discussions

You can be automatically added to the email list by checking off *Sign Me Up* on your registration form. Or you can send a message to Channel-Talk-request@learner.org. The body of the message should contain only your name and your email address. Be sure to remove any signature files.

Channel channel-talk@learner.org

Talk Subscribe to this to be added to the Channel's listserv discussion group. This is an interactive mailing list. (See page 1-20 for more information.)

Technical Concerns and Questions

**Satellite
Trouble Line**

(800) 528 - 7749

**Satellite Receiver
Requirements**

General Instruments
Digicyper II
Model 4200 V
SCPC Format
Channel 901

**Satellite
Information**

Galaxy 4, Transponder 12
99 Degrees WL
Ku band 1189.375 MHz
Horizontal Polarity



Colorado State University Graduate Credit

Would you like to earn graduate credit for your participation in *Assessment in Math and Science: What's the Point?*, a Workshop Series for K-12 Teachers?

The Center for Science, Mathematics, and Technology Education (CSMATE) at Colorado State University is offering 2 graduate level credits to distance learners viewing all eight sessions of the Annenberg/CPB Channel's Interactive Teacher Workshop on Assessment: Feb. 24 - April 14, 1998.

Here is what you have to do:

- Complete the attached Colorado State University registration form.
- Include a payment of \$90.00. Checks and Money Orders should be made payable to Colorado State University.
- Mail the registration form and payment to:

Annenberg/CPB Assessment Workshop
Colorado State University
Division of Continuing Education
Spruce Hall
Fort Collins, CO 80523-1040

- You can also register by calling Louise Moreno at 1-800-525-4950. Be sure to reference the Annenberg Assessment Course and have your credit card information available.
- Registration Deadline is March 3, 1998 for mailing, or March 8, 1998 for calling.
- Course Requirements are as follows:
 - View all eight teleconferences at your local downlink site or on video tape.
 - Document your participation by maintaining a journal in which you record your reactions and responses to the ideas presented in each of the teleconference sessions. Typically, you will write one or two handwritten pages of your thoughts after each session.
 - Write a 3-5 page paper which explains one aspect of your classroom assessment strategy you would like to improve and some ideas you have for accomplishing this.
 - For your project, choose one assessment technique that you have seen during the workshop and would like to try. Draft a lesson or unit assessment plan that uses this technique. Implement this plan in the classroom. (If you are not a classroom teacher, feel free to modify the project to fit



your interests, for example, you could work with your own children if a parent, or with a small group of students in an informal learning setting.) Submit the plan, some evidence of implementation (pictures of performance assessments in action, exemplary student work, or a rubric and anchor papers), and a paper summarizing the results and your impressions.

- The journal, paper, and project must be postmarked by May 4, 1998. If you are unable to view a broadcast due to transmission, weather or scheduling problems by this deadline, **do not delay mailing your coursework**. Please simply include a note in your journal explaining the situation and your credit will not be affected. Mail to:

Barry Carroll, Program Director
The Center for Science, Mathematics, and Technology Education
301 Natural and Environmental Sciences Building
Colorado State University
Fort Collins, CO 80523-1802

Make sure to clearly mark each item with your name and address. Materials will not be returned, so please keep a copy for your own records.

- **Grading will be on a pass/fail basis.**

If you have any questions or concerns, please contact Barry Carroll at (970) 491-1700, FAX: (970) 491-2005, E-mail: barry_carroll@csmate.colostate.edu, or at the above address.

COLORADO STATE MAIL-IN REGISTRATION FORM
Graduate Credit for Annenberg/CPB Channel Interactive Assessment Workshops



Please Print All Information

Full Legal Name _____ Social Security # _____

Ethnic Origin (Optional) _____ Class Level (Credit courses only) _____

A	= Asian	Undergraduate: 11	=	Freshman (0-29 credits)
B	= Black, Non Hispan	21	=	Sophomore (30-59 credits)
H	= Hispanic	31	=	Junior (60-89 credits)
I	= American Indian	41	=	Senior (90@ credits)
W	= White, Non Hispanic	44	=	Post Bachelor
		Graduate: 51	=	Not Admitted to Graduate School
		52	=	Admitted to Masters Program
		61	=	Admitted to Ph.D. Program

Birthdate (e.g., 12/31/52) _____ Gender: Female ___ Male ___

Street Address _____

City _____ State _____ Zip _____

Home Phone _____ Office Telephone _____

Total tuition/fees due for NS 696V Group Study is \$90.00

Payment:

Enclosed is a check or money order (payable to Colorado State University)

Please charge my MasterCard, VISA, American Express, or Discover

Credit Card #: _____ Expiration Date: _____

I certify that, to the best of my knowledge, the information furnished here is true and complete without intent of evasion or misrepresentation. I understand that if it is found to be otherwise, it is sufficient cause for rejection or dismissal.

Signature _____ Date _____

Mail by March 3, 1998 to: Attn: Annenberg/CPB Assessment Workshop
Colorado State University
Division of Continuing Education
Attn: Registration
Spruce Hall
Fort Collins, CO 80523-1040

Students wanting to withdraw from this course must do so in writing by April 14, 1998. In order to receive a refund (total tuition/fees minus a \$20 withdrawal fee) we need to receive a written withdrawal notice postmark by March 3, 1998.

Division of Continuing Education
Colorado State University



Workshop Synopses

1 Will This Be on the Test? _____

Knowing vs. Understanding

Tuesday, February 24, 1998 - Content Guide: Michael Hibbard

Understanding is more than simply knowing. This workshop will set the stage for the entire series by examining what it means to understand, and will explore how teachers can design a set of performance tasks to fairly and accurately assess the levels of understanding that their students have or have not achieved.

2 What'd I Get? _____

Scoring Tools

Tuesday, March 3, 1998 - Content Guide: Michael Hibbard

Well-designed performance tasks give teachers the information necessary to evaluate the depth of students' understanding — but how can teachers determine quality work? This workshop will demonstrate how teachers can construct assessment tools to use as benchmarks against which to measure student understanding. The role of students in the construction of scoring tools and the process of assessment will be a primary focus.

3 Is This Going to Count? _____

Embedded Assessment

Tuesday, March 10, 1998 - Content Guide: Monica Neagoy

Assessment does not compete for valuable teaching time; it is teaching time. This workshop will show how embedding assessment into everyday curriculum turns performance tasks into learning activities, and allows teachers to shape subsequent instruction according to what their students have and have not understood.

4 I Didn't Know This Was an English Class! _____

Connection Across the Disciplines

Tuesday, March 17, 1998 - Content Guide: Monica Neagoy

One measure of students' depth of understanding is the connections they can make across disciplines. This workshop will explore ways in which teachers can encourage these connections by designing performance tasks which build on other disciplines.



5 You WILL Be Tested on This!

Standardized Testing

Tuesday, March 24, 1998 - Content Guide: TBA

Most teachers are under pressure to get their students to perform well on state and national tests, but sometimes it seems that too much attention is paid to these tests. This workshop will consider how teachers can use standardized tests to focus their teaching so that student performance improves in the classroom as well as on these external measures of success.

6 That Would Never Work Here!

Seeing Assessment Reform in Action, Part I

Tuesday, March 31, 1998 - Content Guide: Mary Neuman and Jude Pelchat

What does assessment reform actually look like? This workshop will follow the stories of Barbara, a math teacher in Whittier, California, and Scott, a science teacher in Louisville, Kentucky, as they share how they are incorporating assessment into their teaching practice. Emphasis will be placed on the colleague support structure — teachers sharing ideas with and getting help from other teachers.

7 That Would Never Work Here Either!

Seeing Assessment Reform in Action, Part II

Tuesday, April 7, 1998 - Content Guide: Mary Neuman and Jude Pelchat

Involving students in assessment is often the key to engaging them in learning. This workshop will continue to follow Barbara and Scott as they use assessment to encourage their students to improve their performance. Providing opportunities for students to assess their own work and that of their peers will be the focus of this workshop.

8 When I Was in School...

Implementing Assessment Reform

Tuesday, April 14, 1998 - Content Guide: Michael Hibbard

Changing old ways is not easy. Communication is the first step toward encouraging support for new assessment strategies. This workshop will focus on the importance of collaboration among teachers, administrators, and especially parents, when implementing assessment reform in a school or district.



About the Content Guides

K. Michael Hibbard, Ph.D.

Mike earned a B.S. in biology from the University of Kansas, a M.S. in biology from Purdue University, and a Ph.D. in science education from Cornell University. He has taught elementary and high school science, served as a high school principal, and is now the Assistant Superintendent of Schools in Region 15 Middlebury and Southbury, Connecticut, where he leads a successful ten-year effort to improve student performance on national, state, and local tests and performance assessments. Mike writes and consults on the topics of performance-based learning and assessment and long-term change.

Monica Neagoy

Monica Neagoy has been teaching mathematics and innovative teaching strategies to pre-K–12 teachers at Georgetown University since 1985. She designs, directs, and teaches workshops on a host of topics and approaches. In addition, she provides services to public and private schools in the Washington, D.C. area, including one-time workshops for teachers, interactive presentations for students, and district-wide teacher education programs on math reform. She has a Ph.D. in Mathematics Education from the University of Maryland. Her exposure to many cultures, her mastery of several languages, and her professional involvement in the arts and sciences provide her with a unique perspective on teaching and learning.

Mary Neuman

Mary Neuman is the project director of the Math/Science Fellows program at the Annenberg Institute for School Reform, Brown University. She has extensive experience teaching Chemistry, Biology, Physical Science, Mathematics, and Environmental Science at the elementary, secondary, and university levels. Dr. Neuman co-authored the book titled *Teaching the Gifted and Talented in the Science Classroom*, wrote a monograph titled *Investigations: Integrating Curriculum and Changing Teaching Practice in Math and Science* for the AISR's Writing Within School Reform Series, and helped to shape a documentary and write the facilitator's guide to accompany the video *Learning Science and Math Together*.

Judith (Jude) Pelchat

Jude is a non-practicing agronomist (Ph.D., Purdue University) who, since August, 1997, has worked as a Senior Associate in professional development at the Annenberg Institute for School Reform, Brown University. Since 1988, Jude served as a consultant for the Coalition of Essential Schools and focused her efforts most intensively within the Math/Science Fellows Project directed by Mary Neuman. Jude's career has consisted of a mixture of teaching and research. Her teaching experience has included biological sciences and environmental sciences in secondary schools, soil science at the university level, and theatre arts at a suburban high school; her research experience has been in renal research and agronomic research. Jude's primary interest is exploring alternatives in the teaching of secondary sciences and mathematics.



Workshop Components

Guest Teachers

Several teachers will be present in the studio for each workshop. These teachers will engage in group discussions throughout the workshop just as you will discuss ideas with participants at your own site.

Activities and Discussion

Throughout each workshop, the content guide will present activities and questions for you to do and discuss with the other participants at your site. We recommend that you bring some paper and a pen or pencil to each workshop so you can jot down your thoughts and ideas.

Pre-Workshop Assignments

At the end of each workshop, the content guide will present an assignment for you to do in preparation for the next week's workshop. Instructions for these assignments are listed in the print material for each workshop. *(Please note that the Pre-Workshop Assignment for Workshops #1 is enclosed in this packet of materials.)*

Suggested Classroom Strategies

The print material for each workshop includes a list of related strategies for you to try in your classroom. We have tried to provide a variety of strategies -- some may be more age-appropriate for your students than others.

Post-Workshop Questions

In addition to the questions that will be posed during each workshop, we will provide you with several questions to think about after each workshop. You might discuss these questions with other participants at your site, ponder them on your own, or answer them in your journal.

On-line Discussions and Web Site

In between workshops, we will provide an email discussion for you to ask questions of the Content Guides and other participants, and to communicate with the Channel. Post Workshop discussion specific to the workshops will be posted here. The Channel Web site also offers an area specifically for the Assessment Workshops. Refer to this area for up-to-date information about the Workshops.



Journal

We recommend that you keep a journal throughout this workshop series. The journal will help you identify the ideas that are most important to you and will help you apply those ideas to your own teaching.

Consider using a double-entry journal:

On the left side of the paper, you will summarize an idea that you feel is important to you. Put no more than two ideas in the left column on each page.

On the right side of the paper, you will make notes for yourself about how you will use that idea in your teaching.

When you make an entry in the left column, you may make some notes in the right column at that time. And you also may come back to that page and add more notes as the series of workshops progresses. Because you have only put two good ideas on each page in the left column, you will have plenty of room to add notes.

Double-Entry Journal

Workshop # and Date	Ideas from the Workshop	Ways I Might Make Use of These Ideas



Pre-Workshop Assignment for Workshop #1

1. Please bring a set of **math or science standards** with you to the first workshop. These may be standards that you currently use, or they may have been used to help shape the curriculum that you use. They may have been developed by your school, your district, or your state, or they may be from one of the national standards groups.

Groups in the United States who have developed standards include:

- The National Council of Teachers of Mathematics (NCTM)
- The National Assessment of Educational Progress (NAEP)
- The National Science Teachers' Association (NSTA)
- The American Association for the Advancement of Science (AAAS)
- The New Standards Project

You will be using your standards throughout Workshop #1, as well as for some of the subsequent workshops, so we recommend that you bring them with you to every workshop.

2. Please bring to Workshop #1 a **project or open-ended task** that you use in your class that requires students to use math or science content that they have learned in your class. There are no requirements for the project or task that you choose. It could be anything from a one-day assignment to a three-week long project. The idea is that you bring to this workshop a lesson from your own curriculum that will have meaning to you.
3. Please **answer the following question:**
What science or math standards are most closely related to the project or open-ended task that I have chosen?